



# Flat dies machines for screws and special threads

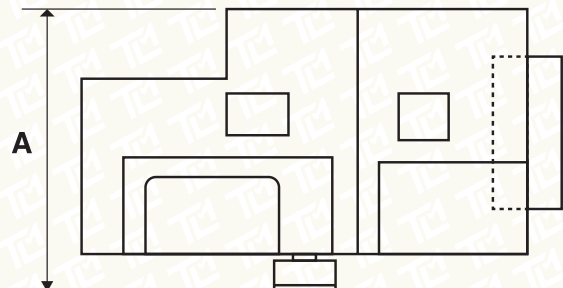
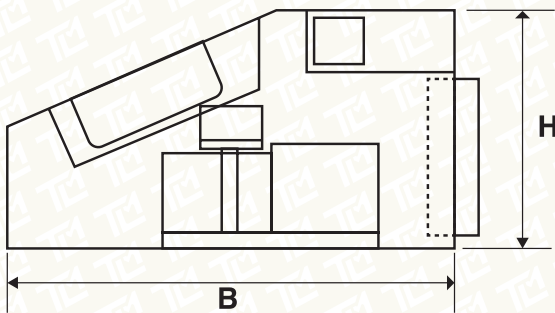


## RP6



### 1 punch machines

Single feeder machines have a feeder punch fixed to the punch holder, in turn installed on the single feeder runner whose kinematics and movement make the punch push and feed the

screw between the combs for rolling. The feeder runner slides on crossed roller guides.



**Technical features: approximate values.** The machine speed can change according to the material used and the type of item to be rolled. Measures in mm.

Output capacity	Diameter of screw	Length of thread	Max length of shank underhead	Standard tool sizes	Total power of motors	Net weight approx	Machine Sizes	Machine sizes with hood for total soundproofing
min 220 max 630	min 2,5 max 6	min 5 max 40	90	95x85x42 Sp.25	HP 10	Kg. 2100	2000x1200 x1500	A 1470 - B 2490 H 1690